

Est.
1992

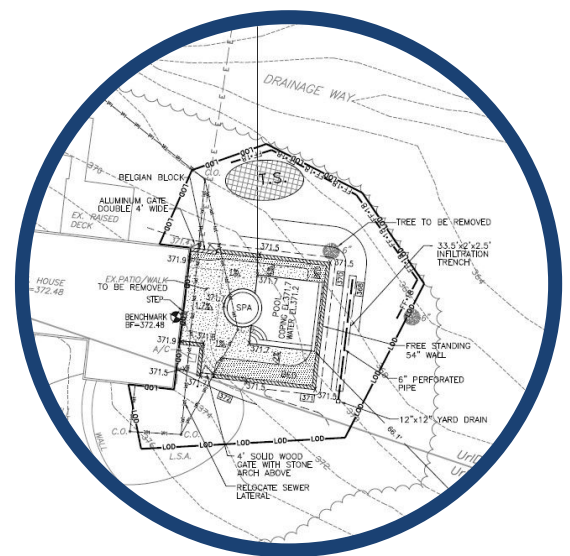
All County and Associates, Inc.



Pool Permit Plans


While every project provides a unique challenge, the underlying principles remain the same. This is where our expertise in land planning allows us to handle the project from start to finish.

The team at All County and Associates starts by completing a site survey and combines it with your layout. From there we integrate the needed grading, erosion controls and stormwater management facilities. Our goal is to ensure the proposed construction meets your goals and all required ordinances. It is then submitted to the municipality for review and approval.



Full-Service Civil Engineering Firm

Civil/Site Engineering | Construction Management | Environmental Services |
Land Surveying | Sewage Disposal Systems | Wetland Delineation



What Does a Pool Permit Plan Consist Of?

A Pool Permit Plan reflects the proposed improvements associated with constructing a pool. It is a simplified version of a building permit plan.

We start by performing a topographic survey. This survey provides the property lines, existing structures, and elevations of the property. We then add the proposed pool, associated patio, elevations, grading, and erosion control practices. In some cases, a project requires a simplified stormwater management design. Larger projects result in more earth disturbance or impervious area. Thus, these projects could require a full stormwater management design.

Project timelines vary depending on size of project and regulations. Thus, it is important to start the process as soon as possible to avoid delays in your schedule.

How Much Does a Pool Permit Plan Cost?

No two projects are identical and regulations vary by municipality. Therefore, the cost to prepare a plan varies too.

There are many factors that can impact the cost. These include:

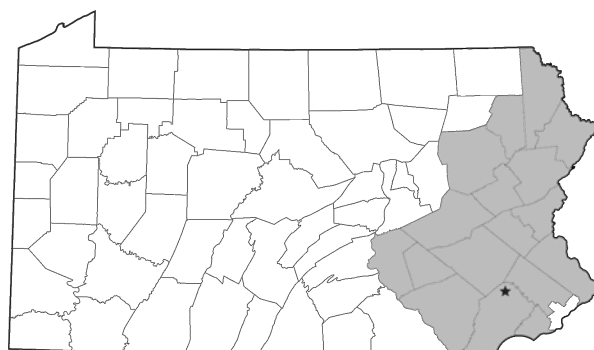
- Stormwater Requirements - Municipal regulations vary from no requirement, to simplified or full analysis.
- Soil Testing - Projects requiring a full stormwater design may require soil testing.
- As-Built Survey - Some municipalities require a survey of the finished construction.
- Topography - A steep or wooded site adds complexity and time.

All County and Associates, Inc.

ACA is a professional Land Surveying, Civil Engineering and Environmental Permitting firm located in Pottstown, Pennsylvania. As a full-service company, ACA has the knowledge and experience to make your goals become reality.

We offer many other services, including:

- Civil / Site Planning
- On-site Sewage System Inspections
- Environmental Permitting
- Wetland Investigations
- Building Permit Plans



Serving 17 Eastern Pennsylvania Counties

All County and Associates, Inc. PO Box 472, St. Peters, PA 19470
(Physical Address: 1841 Pottstown Pike, Pottstown, PA 19465)